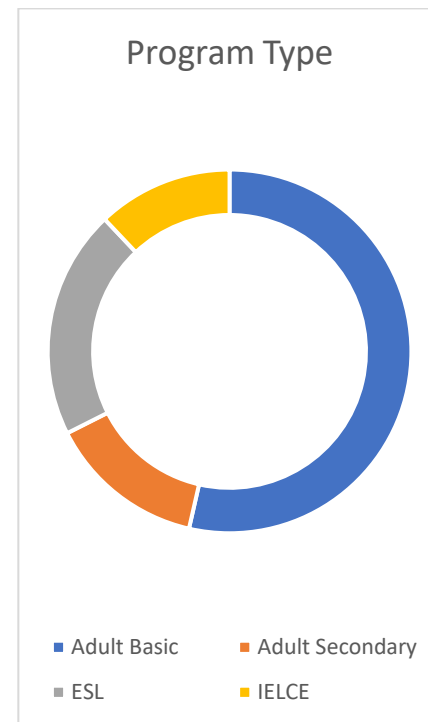
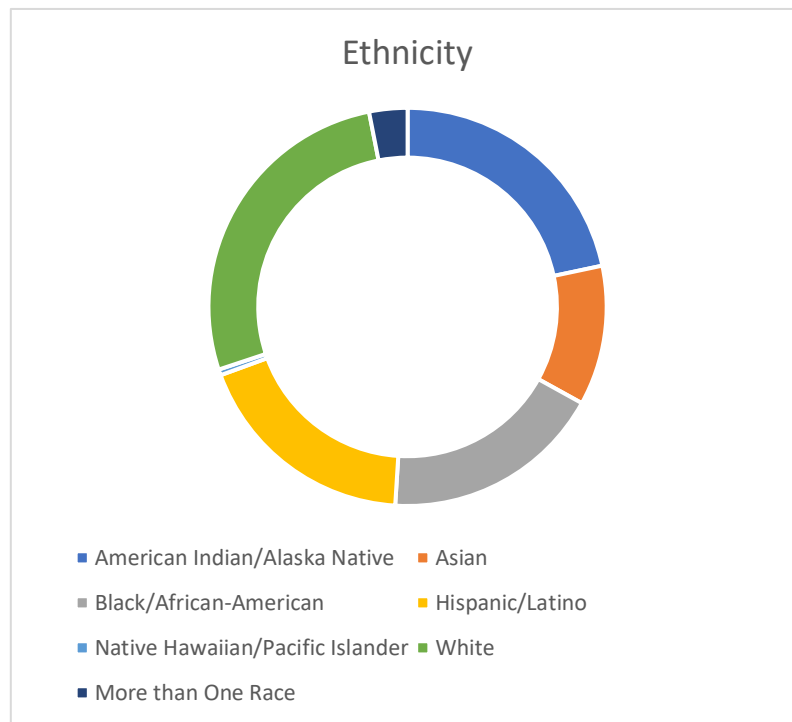
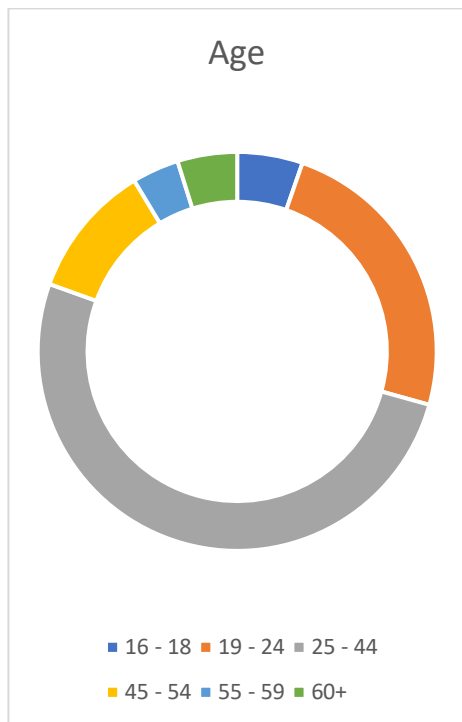


# South Dakota's WIOA Title II (Adult Education) PY2018-19 Participation and Performance

Total Enrollments	Federal Participants	Measurable Skill Gains	Earned GED® Credentials	Average Hours Per Student	Average Hours (w/ post-test)	Employment 2 <sup>nd</sup> Quarter	Employment 4 <sup>th</sup> Quarter	Median Earnings Q2
3,239	2,316	41%	393	65 hours	102 hours	59%	56%	\$5,576



Demographic	Measurable Skill Gains	Employment 2 <sup>nd</sup> Quarter	Median Earnings 2 <sup>nd</sup> Quarter
Female	37%	54%	\$4,796
Male	44%	65%	\$7,271
American Indian/Alaska Native	38%	58%	\$2,058
Asian	39%	44%	\$6,634
Black/African-American	31%	57%	\$8,019
Hispanic/Latino	38%	58%	\$7,481
White	52%	66%	\$4,371
Low-Income	42%	53%	\$3,491
Individuals with Disabilities	35%	44%	\$2,084
Single Parents	36%	66%	\$4,147