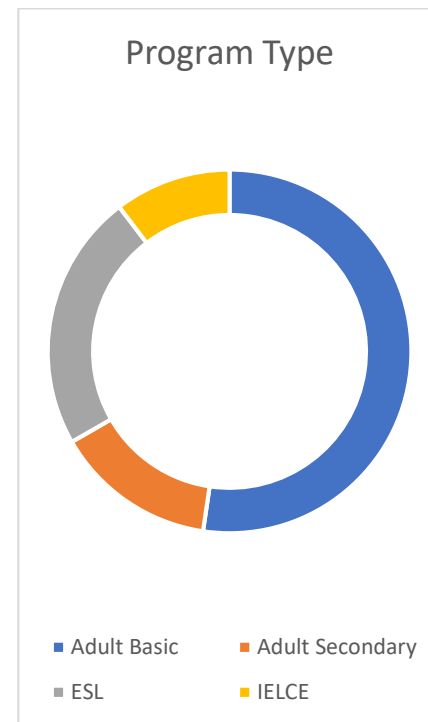
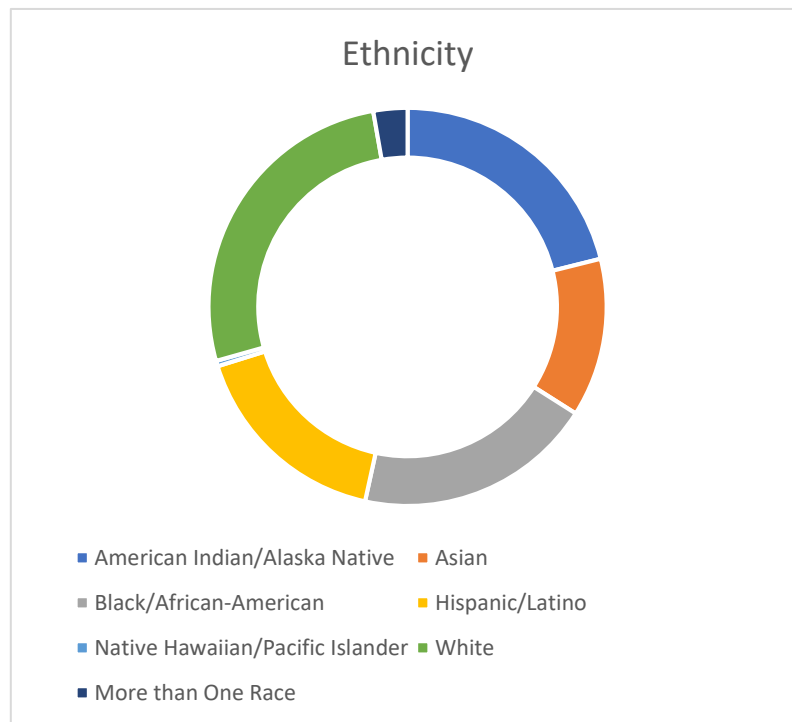
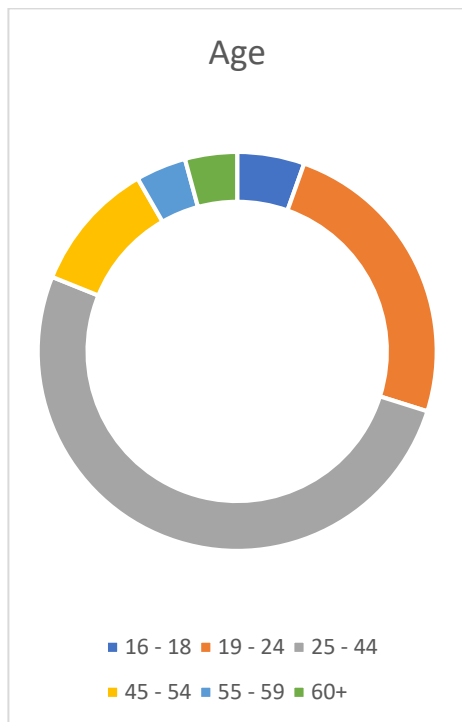


South Dakota's WIOA Title II (Adult Education) PY2017-18 Participation and Performance

Total Enrollments	Federal Participants	Measurable Skill Gains	Earned GED® Credentials	Average Hours Per Student	Average Hours (w/ post-test)	Employment 2 nd Quarter	Employment 4 th Quarter	Median Earnings Q2
3,101	2,274	40%	281	67 hours	106 hours	51%	46%	\$5,721



Demographic	Measurable Skill Gains	Employment 2 nd Quarter	Median Earnings 2 nd Quarter
Female	39%	50%	\$4,721
Male	41%	53%	\$7,428
American Indian/Alaska Native	34%	48%	\$4,162
Asian	38%	38%	\$7,823
Black/African-American	37%	54%	\$7,217
Hispanic/Latino	41%	51%	\$7,244
White	49%	58%	\$4,525
Low-Income	35%	42%	\$4,383
Individuals with Disabilities	34%	42%	\$2,628
Single Parents	35%	57%	\$4,846