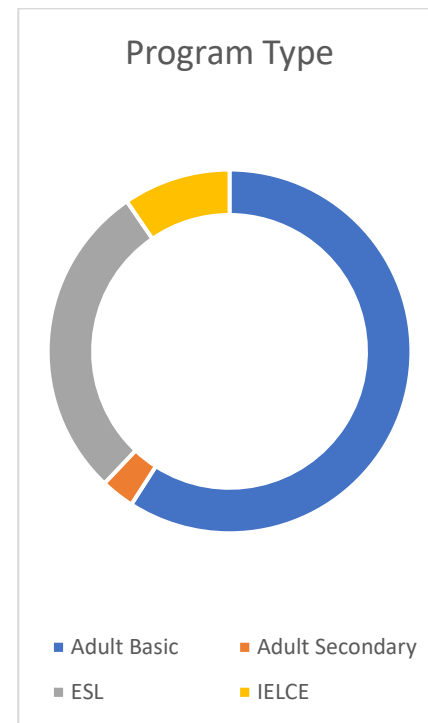
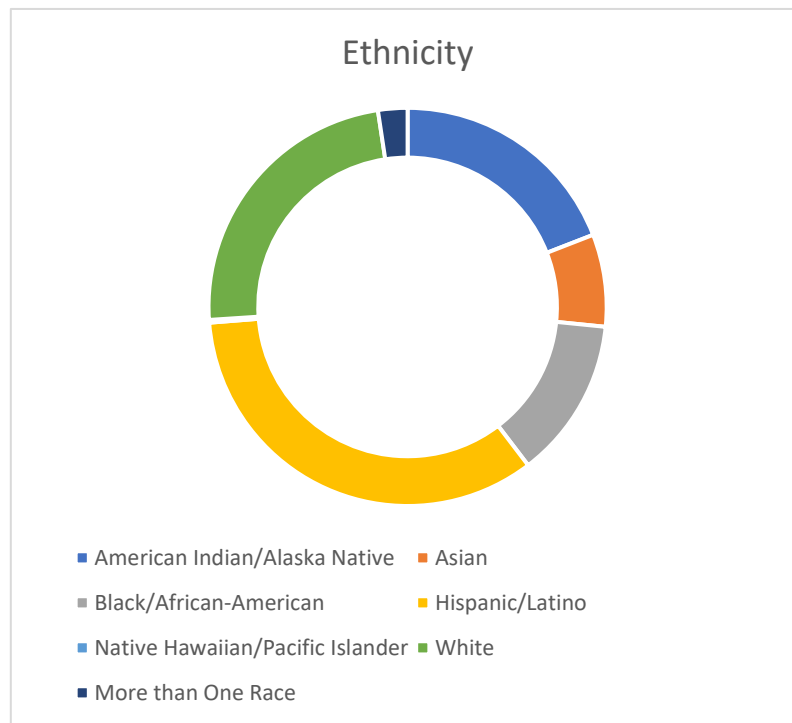
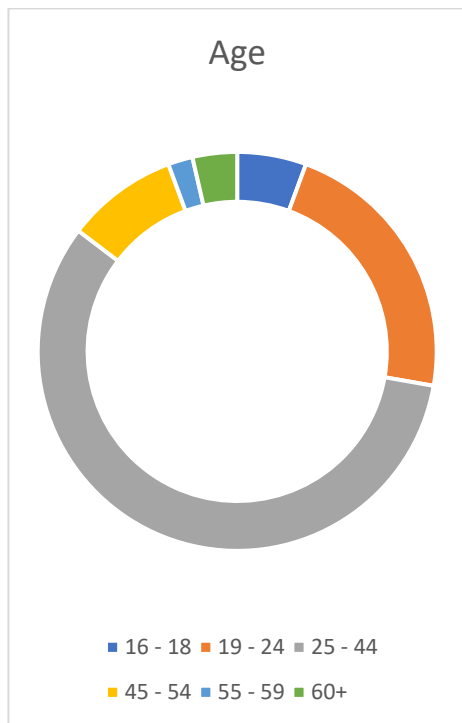


# South Dakota's WIOA Title II (Adult Education) PY2023-24 Participation and Performance

Total Enrollments	Federal Participants	Measurable Skill Gains	Earned GED® Credentials	Average Hours Per Student	Average Hours (w/ post-test)	Employment 2 <sup>nd</sup> Quarter	Employment 4 <sup>th</sup> Quarter	Median Earnings Q2
2,737	1,801	38%	203	60 hours	106 hours	53%	53%	\$7,432



Demographic	Measurable Skill Gains	Employment 2 <sup>nd</sup> Quarter	Median Earnings 2 <sup>nd</sup> Quarter
Female	33%	51%	\$6,276
Male	42%	56%	\$8,108
American Indian/Alaska Native	41%	57%	\$3,786
Asian	28%	28%	\$9,016
Black/African American	31%	55%	\$11,829
Hispanic/Latino	30%	46%	\$10,248
White	53%	62%	\$4,188
Low-Income	41%	55%	\$4,006
Individuals with Disabilities	48%	43%	\$3,669
Single Parents	36%	64%	\$3,799