

Teknimedia boosts your digital literacy skills through interactive, e-learning courses easily and efficiently through the use of technology while earning certificates along the way.

eLearning courses include:

- Mouse Tutorial
- Keyboarding
- Computer Basics
- Windows 10 Basics
- File Management
- Exploring the Web using Google Chrome
- E-Mail Basics using Gmail
- Calendar Basics using Google Calendar
- Microsoft Office 365 Word, Excel, and PowerPoint

*User ID and Password are **required** to access Teknimedia.*

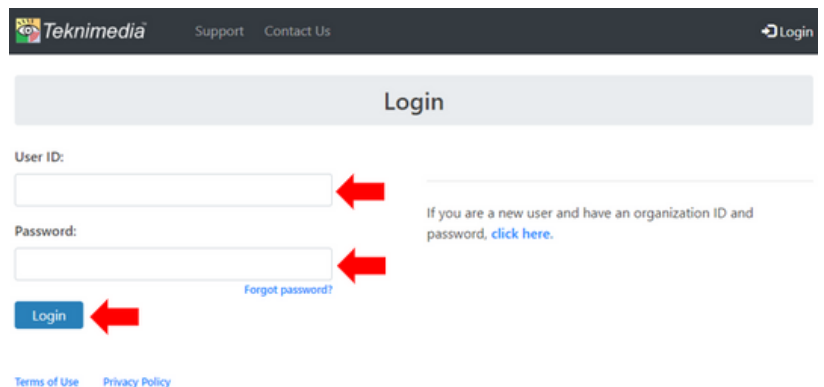
Contact a Job Service office to obtain credentials.

Login

Go to sd.e-learning.com/html/loginok.asp

Enter **User ID** and **Password**

Click **Login**

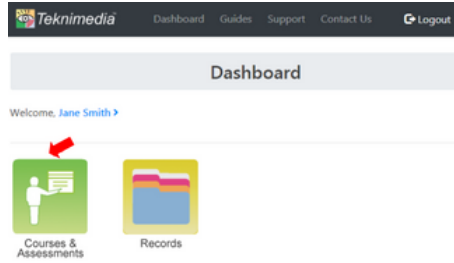


The screenshot shows the Teknimedia login interface. At the top, there is a navigation bar with the Teknimedia logo, 'Support', 'Contact Us', and a 'Login' link. Below this is a header section titled 'Login'. The main form contains two input fields: 'User ID:' and 'Password:'. Red arrows point to these fields. Below the 'Password:' field is a 'Forgot password?' link. At the bottom of the form is a blue 'Login' button, also indicated by a red arrow. At the very bottom of the page, there are links for 'Terms of Use' and 'Privacy Policy'.

eLearning Courses

Step 1

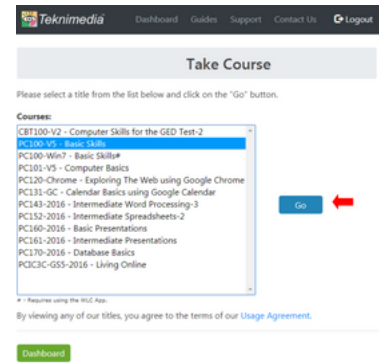
Click **Courses & Assessments**



Step 2

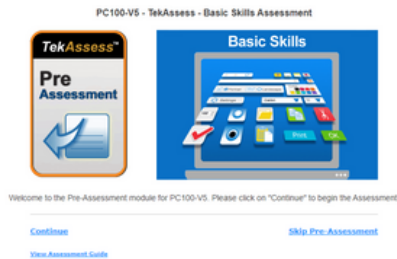
Select **Course**

Click **Go**



Step 3

Click **Continue**



Step 4

Section arrows for previous or next section

FAQ for additional information

Play/Stop or **Rewind/Fast Forward**

Click **Continue**

Continue button is only active after the lesson is complete

