

Big Interview is an online tool that combines a proven curriculum of video lessons with AI-based virtual practice to help job seekers improve their interview skills and increase their likelihood of landing a job.

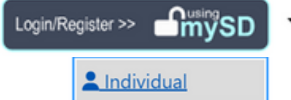


## Accessing Big Interview

Using mySD login allows access to SDWORKS and Big Interview

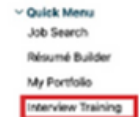
### Step 1

Go to [southdakotaworks.org](https://southdakotaworks.org), Click **Login >>**  
Click **Individual**



### Step 2

Click **Interview Training** in left-hand menu



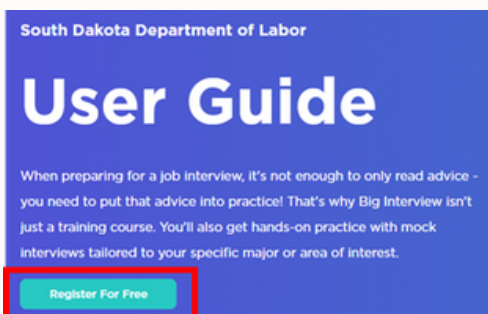
### Step 3

Click **Search for a Virtual Interview** and then click **Practice**

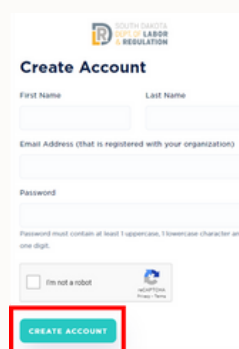


Not using mySD login requires creating an account to access Big Interview at [southdakotaworks.biginterview.com](https://southdakotaworks.biginterview.com)

Click **Register For Free**



Click **Create Account**



Click **Sign In**



# Using Big Interview

Make sure you are in a quiet area with no distractions

## Step 4

### Watch Introduction videos

- 1. Big Interview Overview
- 2. Intro to the Interview Curriculum
- 3. Conducting a Mock Interview



## Step 5

### Learn

Work through the Fast Track Curriculum or choose your industry from the Question Library



## Step 6

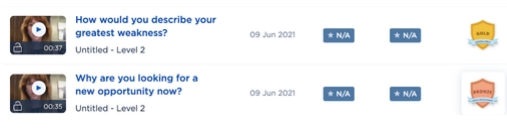
### Practice

Complete the Top 10 Questions or choose your industry from the Practice Sets



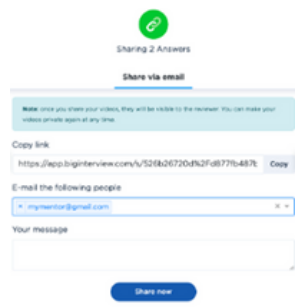
## Step 7

Click **My Videos** to view AI feedback & action plan



## Step 8

Share videos with friends or mentors for feedback.



**Experiencing technical issues?**

Click the chat icon located on your screen to chat with Big Interview technical support.

