



**SOUTH DAKOTA
BOARD OF ACCOUNTANCY**

301 E. 14th Street, Suite 200
Sioux Falls, SD 57104
(605) 367-5770 / Fax: (605) 367-5773
e-mail sdbdacct.sdbd@midconetwork.com
www.accountancy.sd.gov

Agenda
South Dakota Board of Accountancy Meeting
Conference Call
9:00 a.m. (CT)
October 27, 2016

A=Action	
D=Discussion	
I=Information	PAGE
A-Approval of Minutes of Meeting September 27, 2016.....	2-3
A-Approval of Certificates & Firm Permits.....	4-5
A-Approval of Financial Statements through September 2016.....	6-15
A-Report to Board on Grades.....	16-17
D-Executive Director’s Report.....	18
 EXECUTIVE SESSION	
Equivalent Reviews, South Dakota Reviews, follow-ups and Audit Proposals for Board Approval.....	Spt. Pkt.
 FUTURE MEETING DATES (all times CT)	
TBD	



**SOUTH DAKOTA
BOARD OF ACCOUNTANCY**

301 E. 14th Street, Suite 200
Sioux Falls, SD 57104
(605) 367-5770 / Fax: (605) 367-5773
e-mail: sdbdacct,sdbd@midconetwork.com
www.accountancy.sd.gov

South Dakota Board of Accountancy
Minutes of Meeting-Conference Call
September 27, 2016 - 9:00 a.m.

The Board of Accountancy held a meeting by conference call on Tuesday, September 27, 2016. Chair David Pummel called the meeting to order at 9:10 a.m.

Roll call was taken to confirm that the following members were present: Jeff Smith, John Linn, Jr., Holly Brunick, Marty Guindon, John Mitchell and David Pummel. A quorum was present.

Also present were Nicole Kasin, Executive Director, Julie Iverson, Sr. Secretary, and Graham Oey, Legal Counsel and Department of Labor & Regulation.

Chair David Pummel asked if there were any additions to the agenda. The following were added:
Additions to Certificates
Addition to Proposed Evolution of Peer Review Administration for State Boards, MD Response

A motion was made by John Mitchell and seconded by Marty Guindon to approve the agenda. A roll call vote was taken. The motion unanimously carried. (Linn, Jr.-yea; Mitchell-yea; Guindon.-yea; Smith-yea; Brunick-yea; Pummel-yea)

Graham Oey introduced himself to the Board.

A motion was made by John Linn, Jr. and seconded by Holly Brunick to approve the August 16, 2016 meeting minutes. A roll call vote was taken. The motion unanimously carried. (Linn, Jr.-yea; Mitchell-yea; Guindon.-yea; Smith-yea; Brunick-yea; Pummel-yea)

A motion was made by Marty Guindon and seconded by John Linn, Jr. to approve the issuance of individual certificates and firm permits through September 23, 2016. A roll call vote was taken. The motion unanimously carried. (Linn, Jr.-yea; Mitchell-yea; Guindon.-yea; Smith-yea; Brunick-yea; Pummel-yea)

A motion was made by Jeff Smith and seconded by Marty Guindon to approve the financial statements through August 2016. A roll call vote was taken. The motion unanimously carried. (Linn, Jr.-yea; Mitchell-yea; Guindon.-yea; Smith-yea; Brunick-yea; Pummel-yea)

Executive Director Kasin discussed her report on upcoming rules updates, the new database update, the recent Board newsletter, CPE audits, and her appointment to the AICPA State Board Committee starting in October 2016.

The Board discussed Kansas and Maryland's response to AICPA Proposed Evolution of Peer Review Administration. Executive Director Kasin will draft a response to the AICPA.

The Board discussed the NASBA Candidate Concerns 2nd Quarter. The Board voiced concerns of a dramatic rise in problems at Prometric sites.

A motion was made by Holly Brunick and seconded by Marty Guindon to enter into executive session for the deliberative process for peer reviews and peer review follow-ups for Board approval. A roll call vote was taken. The motion unanimously carried. (Linn, Jr.-yea; Mitchell-yea; Guindon.-yea; Smith - yea; Brunick-yea; Pummel-yea)


The Board came out of executive session.


A motion was made by Marty Guindon and seconded by John Mitchell to accept the peer reviews and follow-ups as discussed in executive session. A roll call vote was taken. The motion unanimously carried. (Linn, Jr.-yea; Mitchell-yea; Guindon.-yea; Smith-yea; Brunick-yea; Pummel-yea)


FUTURE MEETING DATES (all times CT)
October 27, 2016 – 9:00 a.m. conference call

A motion was made by Marty Guindon and seconded by Holly Brunick to adjourn the meeting. A roll call vote was taken. The motion unanimously carried. (Linn, Jr.-yea; Mitchell-yea; Guindon.-yea; Smith-yea; Brunick-yea; Pummel-yea)

All business having come before the board was concluded and Chair David Pummel adjourned the meeting at 9:46 a.m.

Attest:  _____
Nicole Kasin, Executive Director

 _____
David Pummel, CPA, Chair

 _____
Jeff Smith, Sec/Treasurer

**FIRM PERMITS TO PRACTICE PUBLIC ACCOUNTANCY
BOARD COPY**

**Issued Through
October 20, 2016**

Number	Name	Date Issued	Basis/Comments
1678	BAS Partners LLC Pembroke Pines, FL	10/03/16	New Firm
1679	Kathleen McNamara, CPA Rapid City, SD	10/11/16	New Firm

**CERTIFIED PUBLIC ACCOUNTANT CERTIFICATES
BOARD COPY**

Issued Through October 20, 2016

Number	Name	Date Issued	Location
3283	Keegan Daniel Stock	9/26/16	Rapid City, SD
3284	Rebecca Jean Ellis	9/29/16	Rapid City, SD
3285	Jeremy Andrew Kippley	9/29/16	Aberdeen, SD
3286	Kelly Elizabeth Graham	9/29/16	Sioux Falls, SD
3287	Wenqian Pan	10/04/16	Lead, SD
3288	Nathan Leon Hall	10/05/16	Sioux Falls, SD
3289	Nathan Donald Benjamin Block	10/05/16	Sioux Falls, SD
3290	Nancy Mae Solberg	10/12/16	Sioux Falls, SD

AGENCY: 10 LABOR & REGULATION
BUDGET UNIT: 1031 BOARD OF ACCOUNTANCY

COMPANY	CENTER	ACCOUNT	BALANCE	DR/CR	CENTER DESCRIPTION
6503	103100061802	1140000	497,957.86	DR	BOARD OF ACCOUNTANCY
COMPANY/SOURCE TOTAL			497,957.86	DR *	
COMP/BUDG UNIT TOTAL			497,957.86	DR **	
BUDGET UNIT TOTAL			497,957.86	DR ***	

STATE OF SOUTH DAKOTA
MONTHLY EXPENDITURE REPORT
FOR PERIOD ENDING: 09/30/2016

AGENCY	BUDGET UNIT	CENTER	LABOR & REGULATION	BOARD OF ACCOUNTANCY	BOARD OF ACCOUNTANCY	COMP	CENTER	ACCOUNT	DOCUMENT NUMBER	POSTING DATE	JV APPVL #, OR PAYMENT #	SHORT NAME	VENDOR NUMBER	VENDOR GROUP	AMOUNT	DR/CR
10	1031	10310	LABOR & REGULATION BOARD OF ACCOUNTANCY BOARD OF ACCOUNTANCY			6503	103100061802	51010100	CGEX160826	09/02/2016					2,846.48	DR
									CGEX160913	09/16/2016					2,478.39	DR
									CGEX160928	09/30/2016					2,240.48	DR
			F-T EMP SAL & WAGES						CGEX160826	09/02/2016					7,565.35	DR
									CGEX160913	09/16/2016					889.90	DR
									CGEX160928	09/30/2016					1,009.62	DR
			P-T/TEMP EMP SAL & WAGES						CGEX160826	09/02/2016					2,834.72	DR
									CGEX160928	09/30/2016					420.00	DR
			BOARD & COMM MBRS FEES						CGEX160826	09/02/2016					420.00	DR
									CGEX160913	09/16/2016					10,820.07	DR
									CGEX160928	09/30/2016					283.51	DR
			OAS-I-EMPLOYER'S SHARE						CGEX160826	09/02/2016					726.90	DR
									CGEX160913	09/16/2016					224.18	DR
									CGEX160928	09/30/2016					209.28	DR
			RETIREMENT-ER SHARE						CGEX160826	09/02/2016					624.00	DR
									CGEX160913	09/16/2016					768.82	DR
									CGEX160928	09/30/2016					702.87	DR
			HEALTH/LIFE INS.-ER SHARE						CGEX160826	09/02/2016					2,170.61	DR
									CGEX160913	09/16/2016					4.48	DR
									CGEX160928	09/30/2016					4.18	DR
			WORKER'S COMPENSATION						CGEX160826	09/02/2016					12.47	DR
									CGEX160913	09/16/2016					1.46	DR
									CGEX160928	09/30/2016					1.35	DR
			UNEMPLOYMENT COMPENSATION						CGEX160906	09/07/2016					387.24	DR
									CGEX160906	09/07/2016					387.24	DR
			AUTO-PRIV (IN-ST.) H/RTE						CGEX160906	09/07/2016					387.24	DR
									CGEX160906	09/07/2016					81.50	DR

STATE OF SOUTH DAKOTA
MONTHLY EXPENDITURE REPORT
FOR PERIOD ENDING: 09/30/2016

AGENCY BUDGET CENTER	UNIT	LABOR & REGULATION BOARD OF ACCOUNTANCY	10310	10310	DOCUMENT NUMBER	POSTING DATE	JV APPVL #	OR PAYMENT #	SHORT NAME	VENDOR NUMBER	VENDOR GROUP	AMOUNT	DR/CR
6503	103100061802	5203100	LODGING/IN-STATE	CGEX160906	09/07/2016	045044						81.50	DR *
6503	103100061802	5203120	INCIDENTALS-TRAVEL-IN ST.	CGEX160906	09/07/2016	045044						5.00	DR *
6503	103100061802	5203150	NON-TAKABLE MEALS/IN-ST	DP708103	09/30/2016							58.00	DR *
6503	103100061802	5204180	COMPUTER SERVICES-STATE	IN320211	09/14/2016	003440076			ABBUSINESS	12036980		106.05	DR *
6503	103100061802	5204220	EQUIPMENT SERV & MAINT	17-018 JUL-JUN17	09/27/2016	00343635			SUNSETOFFI	12043890		75.66	DR *
6503	103100061802	5204230	JANITORIAL & MAINT SERV	N6094569	09/14/2016	02175203			MALFINANC	12219369		130.34	DR *
6503	103100061802	5204460	EQUIPMENT RENTAL	ACCOUNTRENT2017	09/30/2016	02176874			MCGINNISRO	12074040		603.00	DR *
6503	103100061802	5204530	RENTS-PRIVATE OWNED PROP.	TL708152	09/14/2016	003444346			MIDCONTLINE	12023782		1,269.45	DR *
6503	103100061802	5204530	TELECOMMUNICATIONS SRVCS	8381416X09242016	09/30/2016	00345362			ATTMOBILIT	12279233		109.84	DR *
6503	103100061802	5204540	ELECTRICITY	68332 JUL16	09/14/2016	003440070			ECONWATER	12035896		95.00	DR *
6503	103100061802	5204560	WATER	CT107A-014	09/14/2016	273866						56.29	DR *
6503	103100061802	5204740	BANK FEES AND CHARGES	CT107A-014	09/14/2016	273866						261.13	DR *
6503	103100061802	5204960	OTHER CONTRACTUAL SERVICE	CT107A-014	09/14/2016	273866						43.99	DR *
6503	103100061802	5205020	CONTRACTUAL SERVICES	782974	09/14/2016	00339883			OFFICEMAX	12015967	06	22.35	DR *
6503	103100061802	52050280	OFFICE SUPPLIES	2114295-0	09/23/2016	02176119			BROWNSAENG	12028533		401.87	DR *
												48.00	CR *
												7,360.85	DR *
												7,312.85	DR **
												10,226.69	DR **
												16.78	DR **
												16.78	DR *
												128.86	DR *

South Dakota Board of Accountancy
Balance Sheet
As of September 30, 2016

	Sep 30, 16
ASSETS	
Current Assets	
Checking/Savings	
1130000 · Local Checking - Great Western	384.53
1140000 · Pool Cash State of SD	497,957.86
Total Checking/Savings	498,342.39
Other Current Assets	
1131000 · Interest Income Receivable	8,148.45
1213000 · Investment Income Receivable	1,149.12
Total Other Current Assets	9,297.57
Total Current Assets	507,639.96
Fixed Assets	
1670000 · Computer Software	
Original Cost	140,063.23
1770000 · Depreciation	-140,063.23
Total 1670000 · Computer Software	0.00
Total Fixed Assets	0.00
TOTAL ASSETS	507,639.96
LIABILITIES & EQUITY	
Liabilities	
Current Liabilities	
Accounts Payable	
2110000 · Accounts Payable	7,464.87
Total Accounts Payable	7,464.87
Other Current Liabilities	
2430000 · Accrued Wages Payable	7,530.77
2810000 · Amounts Held for Others	25,336.45
Total Other Current Liabilities	32,867.22
Total Current Liabilities	40,332.09
Long Term Liabilities	
2960000 · Compensated Absences Payable	17,470.51
Total Long Term Liabilities	17,470.51
Total Liabilities	57,802.60
Equity	
3220000 · Unrestricted Net Assets	263,036.79
3900 · Retained Earnings	39,487.23
Net Income	147,313.34
Total Equity	449,837.36
TOTAL LIABILITIES & EQUITY	507,639.96

South Dakota Board of Accountancy

Profit & Loss Budget vs. Actual

July through September 2016

	Jul - Sep 16	Budget	\$ Over Budget	% of Budget
Ordinary Income/Expense				
Income				
4293550 · Initial Individual Certificate	1,150.00	2,800.00	-1,650.00	41.1%
4293551 · Certificate Renewals-Active	59,350.00	58,000.00	1,350.00	102.3%
4293552 · Certificate Renewals-Inactive	19,200.00	21,000.00	-1,800.00	91.4%
4293553 · Certificate Renewals-Retired	1,200.00	1,000.00	200.00	120.0%
4293554 · Initial Firm Permits	300.00	700.00	-400.00	42.9%
4293555 · Firm Permit Renewals	13,450.00	15,500.00	-2,050.00	86.8%
4293557 · Initial Audit	150.00	900.00	-750.00	16.7%
4293558 · Re-Exam Audit	540.00	2,460.00	-1,920.00	22.0%
4293560 · Late Fees-Initial Certificate	100.00	0.00	100.00	100.0%
4293561 · Late Fees-Certificate Renewals	2,150.00	3,000.00	-850.00	71.7%
4293562 · Late Fees-Firm Permits	0.00	0.00	0.00	0.0%
4293563 · Late Fees-Firm Permit Renewals	400.00	600.00	-200.00	66.7%
4293564 · Late Fees-Peer Review	300.00	1,300.00	-1,000.00	23.1%
4293566 · Firm Permit Owners				
5208003 · REFUNDS	-20.00			
4293566 · Firm Permit Owners - Other	101,930.00	105,000.00	-3,070.00	97.1%
Total 4293566 · Firm Permit Owners	101,910.00	105,000.00	-3,090.00	97.1%
4293567 · Peer Review Admin Fee	225.00	5,650.00	-5,425.00	4.0%
4293568 · Firm Permit Name Change	100.00	100.00	0.00	100.0%
4293569 · Initial FAR	210.00	1,140.00	-930.00	18.4%
4293570 · Initial REG	210.00	660.00	-450.00	31.8%
4293571 · Inital BEC	210.00	930.00	-720.00	22.6%
4293572 · Re-Exam FAR	630.00	1,860.00	-1,230.00	33.9%
4293573 · Re-Exam REG	600.00	2,310.00	-1,710.00	26.0%
4293574 · Re-Exam BEC	600.00	2,310.00	-1,710.00	26.0%
4491000 · Interest and Dividend Revenue	5,466.12	4,000.00	1,466.12	136.7%
4896021 · Legal Recovery Cost	0.00	1,000.00	-1,000.00	0.0%
Total Income	208,451.12	232,220.00	-23,768.88	89.8%
Gross Profit	208,451.12	232,220.00	-23,768.88	89.8%
Expense				
5101010 · F-T Emp Sal & Wages	17,125.56	76,588.00	-59,462.44	22.4%
5101020 · P-T/Temp Emp Sal & Wages	6,594.94	31,035.00	-24,440.06	21.3%
5101030 · Board & Comm Mbrs Fees	1,620.00	4,683.00	-3,063.00	34.6%
5102010 · OASI-Employer's Share	1,704.11	8,281.00	-6,576.89	20.6%
5102020 · Retirement-ER Share	1,423.20	6,495.00	-5,071.80	21.9%
5102060 · Health /Life Ins.-ER Share	5,058.79	20,968.00	-15,909.21	24.1%
5102080 · Worker's Compensation	28.42	43.00	-14.58	66.1%
5102090 · Unemployment Insurance	9.20	108.00	-98.80	8.5%
5203010 · Auto--State Owned	0.00	800.00	-800.00	0.0%
5203020 · Auto-Private-Ownes Low Mileage	364.78	400.00	-35.22	91.2%
5203030 · In State-Auto- Priv. High Miles	779.52	1,500.00	-720.48	52.0%
5203100 · In State-Lodging	564.10	1,000.00	-435.90	56.4%
5203120 · In State-Incidentals to Travel	25.00	100.00	-75.00	25.0%
5203140 · InState-Tax Meals Not OverNght	11.00	100.00	-89.00	11.0%
5203150 · InState-Non-Tax Meals OverNight	240.00	400.00	-160.00	60.0%
5203230 · OS-Auto Private High Mileage	335.16	100.00	235.16	335.2%
5203260 · OS-Air Commercial Carrier	2,165.60	6,000.00	-3,834.40	36.1%
5203280 · OS-Other Public Carrier	257.35	500.00	-242.65	51.5%
5203300 · OS-Lodging	2,055.15	7,800.00	-5,744.85	26.3%
5203320 · OS-Incidentals to Travel	230.00	450.00	-220.00	51.1%
5203350 · OS-Non-Taxable Meals Overnight	297.00	1,300.00	-1,003.00	22.8%
5204010 · Subscriptions	0.00	1,000.00	-1,000.00	0.0%
5204020 · Dues and Membership Fees	3,200.00	3,900.00	-700.00	82.1%
5204030 · Legal Document Fees	0.00	300.00	-300.00	0.0%
5204040 · Consultant Fees-Accounting	0.00	7,100.00	-7,100.00	0.0%
5204050 · Consultant Fees - Computer	0.00	15,000.00	-15,000.00	0.0%
5204080 · Consultant Fees--Legal	0.00	0.00	0.00	0.0%
5204160 · Workshop Registration Fees	2,780.00	6,000.00	-3,220.00	46.3%
5204180 · Computer Services-State	212.10	6,000.00	-5,787.90	3.5%
5204181 · Computer Development Serv-State	0.00	5,000.00	-5,000.00	0.0%

South Dakota Board of Accountancy
Profit & Loss Budget vs. Actual
July through September 2016

	Jul - Sep 16	Budget	\$ Over Budget	% of Budget
5204200 · Central Services	1,663.27	9,000.00	-7,336.73	18.5%
5204220 · Equipment Service & Maintenance	11.43	300.00	-288.57	3.8%
5204230 · Janitorial/Maintenance Services	391.02	1,600.00	-1,208.98	24.4%
5204340 · Computer Software Maintenance	0.00	2,000.00	-2,000.00	0.0%
5204360 · Advertising-Newspapers	0.00	1,000.00	-1,000.00	0.0%
5204440 · Newsletter Publishing	0.00	100.00	-100.00	0.0%
5204460 · Equipment Rental	816.00	4,000.00	-3,184.00	20.4%
5204480 · Microfilm and Photography	0.00	0.00	0.00	0.0%
5204490 · Rents Privately Owned Property	3,808.35	15,234.00	-11,425.65	25.0%
5204510 · Rent-Other	318.04	500.00	-181.96	63.6%
5204530 · Telecommunications Services	773.98	3,500.00	-2,726.02	22.1%
5204540 · Electricity	138.11	865.00	-726.89	16.0%
5204560 · Water	22.35	240.00	-217.65	9.3%
5204590 · Insurance Premiums/Surety Bonds	0.00	1,710.00	-1,710.00	0.0%
5204740 · Bank Fees and Charges	4,117.35	6,000.00	-1,882.65	68.6%
5204960 · Other Contractual Services	456.00	0.00	456.00	100.0%
5205020 · Office Supplies	187.62	2,000.00	-1,812.38	9.4%
5205028 · OFFICE SUPPLIES-2	0.00	0.00	0.00	0.0%
5205310 · Printing State	0.00	500.00	-500.00	0.0%
5205320 · Printing/Duplicating/Binding Co	31.05	1,000.00	-968.95	3.1%
5205330 · Supplemental Publications	0.00	700.00	-700.00	0.0%
5205340 · Microfilm Supplies/Materials	0.00	0.00	0.00	0.0%
5205350 · Postage	0.00	2,500.00	-2,500.00	0.0%
5207430 · Office Machines	0.00	100.00	-100.00	0.0%
5207900 · Computer Hardware	0.00	4,800.00	-4,800.00	0.0%
5207950 · System Development	0.00	1,000.00	-1,000.00	0.0%
5207955 · Computer Hardware Other	0.00	500.00	-500.00	0.0%
5207960 · Computer Software Expense	0.00	500.00	-500.00	0.0%
5228000 · Operating Transfers Out-NonBudg	1,322.23	7,400.00	-6,077.77	17.9%
Total Expense	61,137.78	280,000.00	-218,862.22	21.8%
Net Ordinary Income	147,313.34	-47,780.00	195,093.34	-308.3%
Net Income	147,313.34	-47,780.00	195,093.34	-308.3%

South Dakota Board of Accountancy
PREVIOUS YEAR MONTHLY COMPARISON
September 2016

	Sep 16	Sep 15	\$ Change	% Change
Ordinary Income/Expense				
Income				
4293550 · Initial Individual Certificate	500.00	250.00	250.00	100.0%
4293551 · Certificate Renewals-Active	150.00	300.00	-150.00	-50.0%
4293552 · Certificate Renewals-Inactive	300.00	150.00	150.00	100.0%
4293553 · Certificate Renewals-Retired	40.00	20.00	20.00	100.0%
4293554 · Initial Firm Permits	50.00	50.00	0.00	0.0%
4293555 · Firm Permit Renewals	50.00	0.00	50.00	100.0%
4293557 · Initial Audit	30.00	90.00	-60.00	-66.7%
4293558 · Re-Exam Audit	300.00	270.00	30.00	11.1%
4293561 · Late Fees-Certificate Renewals	450.00	450.00	0.00	0.0%
4293563 · Late Fees-Firm Permit Renewals	50.00	0.00	50.00	100.0%
4293566 · Firm Permit Owners	2,065.00	1,000.00	1,065.00	106.5%
4293569 · Initial FAR	90.00	60.00	30.00	50.0%
4293570 · Initial REG	60.00	30.00	30.00	100.0%
4293571 · Initial BEC	60.00	60.00	0.00	0.0%
4293572 · Re-Exam FAR	210.00	210.00	0.00	0.0%
4293573 · Re-Exam REG	240.00	210.00	30.00	14.3%
4293574 · Re-Exam BEC	270.00	240.00	30.00	12.5%
4491000 · Interest and Dividend Revenue	0.00	4,714.96	-4,714.96	-100.0%
4896021 · Legal Recovery Cost	0.00	200.00	-200.00	-100.0%
Total Income	4,915.00	8,304.96	-3,389.96	-40.8%
Gross Profit	4,915.00	8,304.96	-3,389.96	-40.8%
Expense				
5101010 · F-T Emp Sal & Wages	7,565.35	5,315.58	2,249.77	42.3%
5101020 · P-T/Temp Emp Sal & Wages	2,834.72	2,066.66	768.06	37.2%
5101030 · Board & Comm Mbrs Fees	420.00	360.00	60.00	16.7%
5102010 · OAST-Employer's Share	726.90	533.56	193.34	36.2%
5102020 · Retirement-ER Share	624.00	438.02	185.98	42.5%
5102060 · Health /Life Ins.-ER Share	2,170.61	1,313.17	857.44	65.3%
5102080 · Worker's Compensation	12.47	5.86	6.61	112.8%
5102090 · Unemployment Insurance	4.04	2.95	1.09	37.0%
5203100 · In State-Lodging	0.00	83.65	-83.65	-100.0%
5203150 · InState-Non-Tax Meals OverNight	0.00	47.00	-47.00	-100.0%
5204160 · Workshop Registration Fees	2,780.00	695.00	2,085.00	300.0%
5204180 · Computer Services-State	0.00	87.00	-87.00	-100.0%
5204181 · Computer Development Serv-State	0.00	215.65	-215.65	-100.0%
5204200 · Central Services	162.47	58.32	104.15	178.6%
5204220 · Equipment Service & Maintenance	4.66	4.80	-0.14	-2.9%
5204230 · Janitorial/Maintenance Services	130.34	126.55	3.79	3.0%
5204460 · Equipment Rental	71.00	71.00	0.00	0.0%
5204490 · Rents Privately Owned Property	1,269.45	1,269.45	0.00	0.0%
5204510 · Rent-Other	318.04	0.00	318.04	100.0%
5204530 · Telecommunications Services	245.22	382.12	-136.90	-35.8%
5204540 · Electricity	50.15	39.72	10.43	26.3%
5204740 · Bank Fees and Charges	401.87	373.51	28.36	7.6%
5204960 · Other Contractual Services	96.00	0.00	96.00	100.0%
5228000 · Operating Transfers Out-NonBudg	474.14	0.00	474.14	100.0%
Total Expense	20,361.43	13,489.57	6,871.86	50.9%
Net Ordinary Income	-15,446.43	-5,184.61	-10,261.82	-197.9%
Net Income	-15,446.43	-5,184.61	-10,261.82	-197.9%

South Dakota Board of Accountancy
PREVIOUS YEAR TO DATE MONTHLY COMPARISON
 July through September 2016

	Jul - Sep 16	Jul - Sep 15	\$ Change	% Change
Ordinary Income/Expense				
Income				
4293550 · Initial Individual Certificate	1,150.00	625.00	525.00	84.0%
4293551 · Certificate Renewals-Active	59,350.00	60,150.00	-800.00	-1.3%
4293552 · Certificate Renewals-Inactive	19,200.00	20,000.00	-800.00	-4.0%
4293553 · Certificate Renewals-Retired	1,200.00	1,030.00	170.00	16.5%
4293554 · Initial Firm Permits	300.00	50.00	250.00	500.0%
4293555 · Firm Permit Renewals	13,450.00	13,600.00	-150.00	-1.1%
4293557 · Initial Audit	150.00	210.00	-60.00	-28.6%
4293558 · Re-Exam Audit	540.00	540.00	0.00	0.0%
4293560 · Late Fees-Initial Certificate	100.00	0.00	100.00	100.0%
4293561 · Late Fees-Certificate Renewals	2,150.00	2,800.00	-650.00	-23.2%
4293563 · Late Fees-Firm Permit Renewals	400.00	350.00	50.00	14.3%
4293564 · Late Fees-Peer Review	300.00	200.00	100.00	50.0%
4293566 · Firm Permit Owners	101,910.00	91,435.00	10,475.00	11.5%
4293567 · Peer Review Admin Fee	225.00	150.00	75.00	50.0%
4293568 · Firm Permit Name Change	100.00	50.00	50.00	100.0%
4293569 · Initial FAR	210.00	150.00	60.00	40.0%
4293570 · Initial REG	210.00	60.00	150.00	250.0%
4293571 · Inital BEC	210.00	90.00	120.00	133.3%
4293572 · Re-Exam FAR	630.00	360.00	270.00	75.0%
4293573 · Re-Exam REG	600.00	450.00	150.00	33.3%
4293574 · Re-Exam BEC	600.00	540.00	60.00	11.1%
4491000 · Interest and Dividend Revenue	5,466.12	4,714.96	751.16	15.9%
4896021 · Legal Recovery Cost	0.00	1,200.00	-1,200.00	-100.0%
Total Income	208,451.12	198,754.96	9,696.16	4.9%
Gross Profit	208,451.12	198,754.96	9,696.16	4.9%
Expense				
5101010 · F-T Emp Sal & Wages	17,125.56	14,154.29	2,971.27	21.0%
5101020 · P-T/Temp Emp Sal & Wages	6,594.94	5,751.16	843.78	14.7%
5101030 · Board & Comm Mbrs Fees	1,620.00	1,320.00	300.00	22.7%
5102010 · OASI-Employer's Share	1,704.11	1,516.63	187.48	12.4%
5102020 · Retirement-ER Share	1,423.20	1,188.74	234.46	19.7%
5102060 · Health /Life Ins.-ER Share	5,058.79	4,010.59	1,048.20	26.1%
5102080 · Worker's Compensation	28.42	15.86	12.56	79.2%
5102090 · Unemployment Insurance	9.20	7.84	1.36	17.4%
5203010 · Auto--State Owned	0.00	78.65	-78.65	-100.0%
5203020 · Auto-Private-Ownees Low Mileage	364.78	0.00	364.78	100.0%
5203030 · In State-Auto- Priv. High Miles	779.52	1,058.40	-278.88	-26.4%
5203100 · In State-Lodging	564.10	319.60	244.50	76.5%
5203120 · In State-Incidentals to Travel	25.00	20.00	5.00	25.0%
5203140 · InState-Tax Meals Not OverNigt	11.00	0.00	11.00	100.0%
5203150 · InState-Non-Tax Meals OverNight	240.00	268.00	-28.00	-10.5%
5203230 · OS-Auto Private High Mileage	335.16	0.00	335.16	100.0%
5203260 · OS-Air Commercial Carrier	2,165.60	0.00	2,165.60	100.0%
5203280 · OS-Other Public Carrier	257.35	0.00	257.35	100.0%
5203300 · OS-Lodging	2,055.15	0.00	2,055.15	100.0%
5203320 · OS-Incidentals to Travel	230.00	0.00	230.00	100.0%
5203350 · OS-Non-Taxable Meals Overnight	297.00	0.00	297.00	100.0%
5204020 · Dues and Membership Fees	3,200.00	3,200.00	0.00	0.0%
5204160 · Workshop Registration Fees	2,780.00	1,390.00	1,390.00	100.0%
5204180 · Computer Services-State	212.10	270.75	-58.65	-21.7%
5204181 · Computer Development Serv-State	0.00	1,254.90	-1,254.90	-100.0%
5204200 · Central Services	1,663.27	1,669.33	-6.06	-0.4%
5204220 · Equipment Service & Maintenance	11.43	8.55	2.88	33.7%
5204230 · Janitorial/Maintenance Services	391.02	379.65	11.37	3.0%
5204340 · Computer Software Maintenance	0.00	614.50	-614.50	-100.0%
5204460 · Equipment Rental	816.00	816.00	0.00	0.0%
5204490 · Rents Privately Owned Property	3,808.35	3,808.35	0.00	0.0%
5204510 · Rent-Other	318.04	0.00	318.04	100.0%
5204530 · Telecommunications Services	773.98	774.89	-0.91	-0.1%
5204540 · Electricity	138.11	107.02	31.09	29.1%
5204560 · Water	22.35	22.35	0.00	0.0%
5204740 · Bank Fees and Charges	4,117.35	3,789.24	328.11	8.7%

South Dakota Board of Accountancy
PREVIOUS YEAR TO DATE MONTHLY COMPARISON
 July through September 2016

	<u>Jul - Sep 16</u>	<u>Jul - Sep 15</u>	<u>\$ Change</u>	<u>% Change</u>
5204960 · Other Contractual Services	456.00	0.00	456.00	100.0%
5205020 · Office Supplies	187.62	411.17	-223.55	-54.4%
5205320 · Printing/Duplicating/Binding Co	31.05	48.30	-17.25	-35.7%
5207900 · Computer Hardware	0.00	85.00	-85.00	-100.0%
5228000 · Operating Transfers Out-NonBudg	1,322.23	834.11	488.12	58.5%
Total Expense	<u>61,137.78</u>	<u>49,193.87</u>	<u>11,943.91</u>	<u>24.3%</u>
Net Ordinary Income	<u>147,313.34</u>	<u>149,561.09</u>	<u>-2,247.75</u>	<u>-1.5%</u>
Net Income	<u><u>147,313.34</u></u>	<u><u>149,561.09</u></u>	<u><u>-2,247.75</u></u>	<u><u>-1.5%</u></u>

REPORT TO BOARD ON GRADES

Nicole Kasin

The grades were posted for review for the 50th window. These grades are through September 2016. I have included the average scores per school since CBT started along with the number of students that have sat for their school respectively. The last chart shows the averages for the past 8 windows.

Overall Average Window 1-50

Average of Score	Section				Grand Total
School	AUD	BEC	FAR	REG	
Augie	74	73	72	74	73
BHSU	71	71	70	72	71
COTech	65	69	69	73	69
DSU	70	70	63	68	68
DWU	70	67	63	75	68
Mt. Marty	64	67	72	68	68
NAU	69	65	67	69	67
NSU	73	70	72	71	71
OS	74	73	71	73	72
SDSU	74	75	77	77	76
USD	77	75	74	75	75
USF	73	75	74	77	74
Grand Total	73	73	72	73	73

Students per section per school since CBT Began (3 or more parts)

Window	(All)
--------	-------

Count of Score	Section				Grand Total
School	AUD	BEC	FAR	REG	
Augie	88	96	83	102	369
BHSU	115	121	104	99	439
COTech	23	21	14	14	72
DSU	15	18	15	12	60
DWU	18	16	17	14	65
Mt. Marty	25	27	17	19	88
NAU	14	17	24	20	75
NSU	97	110	76	92	375
OS	235	243	228	221	927
SDSU	37	37	28	33	135
USD	259	263	260	260	1042
USF	83	78	77	60	298
Grand Total	1009	1047	943	946	3945

Average for past 8 windows (3 or more parts)

Window	(Multiple Items)
--------	------------------

Average of Score	Section				Grand Total
School	AUD	BEC	FAR	REG	
Augie	74	76	72	76	75
BHSU	73	74	71	73	73
COTech		63			63
DSU		68			68
DWU	68	66	63	75	67
Mt. Marty	55	58	76		61
NAU	72	78	73		74
NSU	74	71	67	74	71
OS	74	76	74	73	74
SDSU	78	77	82	77	78
USD	77	75	73	73	75
USF	73	79	77	76	76
Grand Total	74	74	72	74	74

The Board needs to Approve the 2016-3 (50th Window) grades.

EXECUTIVE DIRECTOR'S REPORT

Nicole Kasin

Database update

The board staff is working with GL Solutions to create the database. Calls began at the beginning of September and future calls are scheduled in regards to the outputs and design process. No additional issues to discuss at this time.

CPE Audits

The list of licensees has been selected for CPE audits and letters were sent out to those selected on September 16, 2016. The documentation is due in our office no later than October 31, 2016. The following chart shows the status of the audits as of October 19, 2016.

	Selected	Complied	Not Complied	Granted Extension	Approved CPE Audit	Failed CPE Audit
CPA (Active)	51	37	14	0	11	0
CPA (Active in Firm)	53	39	14	0	15	0

Board Discussion

- Any New Business/topics?