







Trends in South Dakota's Manufacturing Industry

 South Dakota's manufacturing industry is a major source of employment and earnings in South Dakota, accounting for 12 percent of all workers in privately owned establishments and almost 14 percent of those employers' payrolls in 2016.

 South Dakota's manufacturing industry added nearly 3,800 workers to the state's economy from 2002 to 2016, which equals growth of nearly 10 percent.

 South Dakota's manufacturing industry is projected to add nearly 3,000 workers to South Dakota's economy by 2024. This growth rate of 7.0 percent is slightly greater than the 6.7 percent growth projected for all South Dakota industries.

 A number of production occupations in South Dakota are projected to have higher-than-average demand for workers to 2024. These range from welding occupations and assemblers to machinists and inspectors.

The Statistics Behind the Trends

South Dakota's manufacturing industry is an important source of employment and earnings in South Dakota, accounting for 42,157 workers (12.1 percent of all workers in privately owned establishments). Yankton County has the fourth highest average employment in manufacturing in South Dakota. The industry plays an even bigger role in the Yankton area (Bon Homme, Charles Mix, Hutchinson and Yankton counties), where manufacturing accounts for 21.8 percent of all workers in privately owned establishments. In Yankton County specifically, the industry accounts for 28.7 percent of workers.

The manufacturing industry also plays a huge role in payrolls, contributing 13.6 percent to the state's privately owned establishment payrolls in 2016. The significance is even greater in the four-county Yankton area and Yankton County specifically, where manufacturing makes up 27.6 percent and 35.0 percent, respectively, of privately owned establishment payrolls.

The number of workers in South Dakota's manufacturing industry increased 9.9 percent from 2002 to 2016, adding nearly 3,800 workers to the state's economy. (All of the above based on the Quarterly Census of Employment & Wages.)

South Dakota's manufacturing industry is projected to add 2,973 workers to South Dakota's economy (from a level of 42,319 in 2014 to a level of 45,292 in 2024, a 7.0 percent increase). The rate of growth is projected to be slightly faster than the 6.7 percent growth rate projected in total industry employment.

A number of production occupations in South Dakota are projected to have higher-than-average demand for workers to 2024.

South Dakota Production Occupations Projected to Have Greater than Average Demand Through 2024

	2014 Workers	2024 Workers	Numeric Change	Percent Change	Average Annual Demand for Workers
Welders, Cutters, Solderers and Brazers	3,253	3,663	410	12.6%	134
Team Assemblers	3,601	3,983	382	10.6%	115
Machinists	905	1,114	209	23.1%	47
First-Line Supervisors of Production and Operating Workers	1,385	1,506	121	8.7%	34
Packaging and Filling Machine Operators and Tenders	759	812	53	7.0%	32
Electrical and Electronic Equipment Assemblers	1,573	1,661	88	5.6%	28
Water and Wastewater Treatment Plant and System Operators	826	886	60	7.3%	27
Inspectors, Testers, Sorters, Samplers and Weighers	740	807	67	9.1%	26
Engine and Other Machine Assemblers	639	747	108	16.9%	24
Computer-Controlled Machine Tool Operators, Metal and Plastic	352	480	128	36.4%	24
Extruding, Forming, Pressing, and Compacting Machine Setters, Operators and Tenders	613	621	8	1.3%	23
Coating, Painting, and Spraying Machine Setters, Operators and Tenders	801	878	77	9.6%	23
Fiberglass Laminators and Fabricators	608	686	78	12.8%	21
Welding, Soldering, and Brazing Machine Setters, Operators and Tenders	689	625	-64	-9.3%	20